

Glass-Glass-Module: Vision 60P


SOLARWATT Solar Modules

THE INNOVATIVE GLASS-GLASS GENERATION VISION 60P

- Super lightweight thanks to glass just 2 mm thick
- Exceptionally reliable yield rates
- 100 % protection against PID
- Improved mechanical strength
- Increased fire protection
- Polycrystalline high power solar cells
- 270 Wp–285 Wp (100 % plus sorting)

Product Quality

- long-lasting
- resilient
- high-yield
- innovative
- safe
- low-glare
- ammonia resistant
- large hailstone resistant
- salt mist resistant



CERTIFICATE BBA 0054

SOLARWATT Service



SOLARWATT Full Coverage
included (up to 1000 kWp*)



Simple returns policy
as per „Delivery Terms for
SOLARWATT Solar Modules“



Product-warranty
as per „Special Warranty Conditions for
SOLARWATT Solar Modules“



Performance-warranty
on 87 % of nominal power as per „Warranty
Conditions for SOLARWATT Solar Modules“

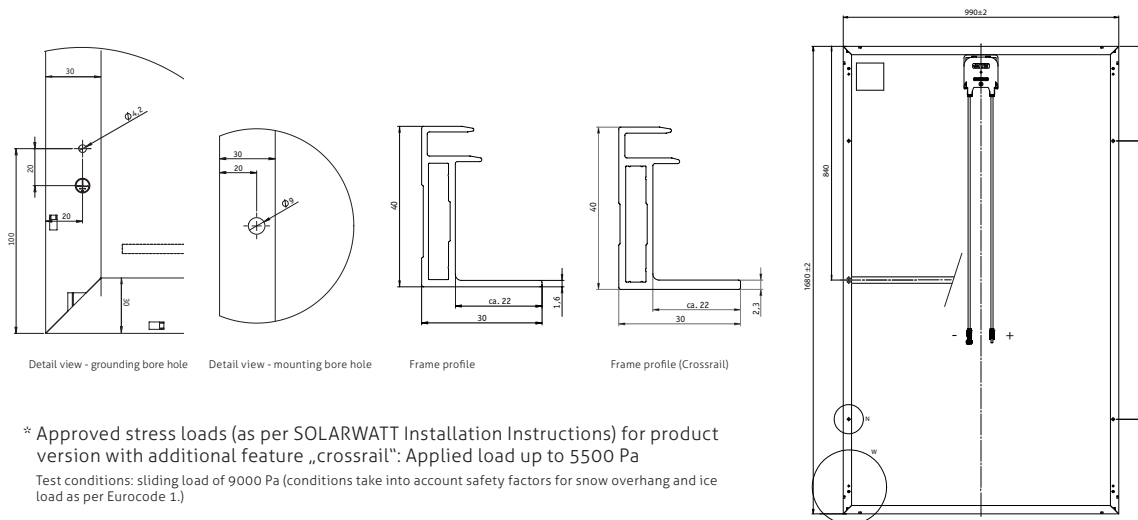


Country of origin
Quality made in Germany

* in Italy up to 50 kWp

Technical Data | Vision 60P

DIMENSIONS



* Approved stress loads (as per SOLARWATT Installation Instructions) for product version with additional feature „crossrail“: Applied load up to 5500 Pa

Test conditions: sliding load of 9000 Pa (conditions take into account safety factors for snow overhang and ice load as per Eurocode 1.)

GENERAL DATA

Module technology	Glass-glass laminate; aluminum frame
Covering material Encapsulation Backing material	Tempered solar glass with anti-reflective finish, 2 mm EVA-solar cells-EVA, white Tempered solar glass, 2 mm
Solar cells	60 polycrystalline high power solar cells
Cell dimensions	156 x 156 mm
L x W x H Weight	1680 ^{±2} x 990 ^{±2} x 40 ^{±0.3} mm appr. 22,8 kg / appr. 24 kg (with Crossrail)
Connection technology	Cables 2 x 1,0 m/4 mm ² , TE Connectivity PV4-S connector
Bypass diodes	3
Application class	A (acc. to IEC 61730)
Max. system voltage	1000 V
Mechanical Ratings as per IEC 61215 Ed.2	Suction load up to 2400 Pa Applied load up to 5400 Pa
Approved stress load as per SOLARWATT Installation Instructions	Applied load up to 3500 Pa (when installed crosswise ¹⁾) Test condition: sliding load of 5400 Pa (conditions take into account safety factors for snow overhang and ice load per Eurocode 1.) 1) Please refer to the specifications in the installation instructions.
Qualifications	IEC 61215 Ed.2 IEC 61730 (including Protection Class II)

ELECTRICAL DATA (STC)

STC: Standard Test Conditions: Irradiation intensity 1000 W/m², spectral distribution AM1,5 | Temperature 25±2 °C, in accordance to EN 60904-3

	270 Wp	275 Wp	280 Wp	285 Wp
Nominal power P _N	270 Wp	275 Wp	280 Wp	285 Wp
Nominal voltage U _{MPP}	31,1 V	31,2 V	31,3 V	31,4 V
Nominal current I _{MPP}	8,76 A	8,89 A	9,02 A	9,15 A
Open circuit voltage U _{OC}	38,5 V	38,7 V	38,9 V	39,1 V
Short circuit current I _{SC}	9,44 A	9,56 A	9,68 A	9,80 A
Module efficiency	16,4 %	16,7 %	17,0 %	17,3 %

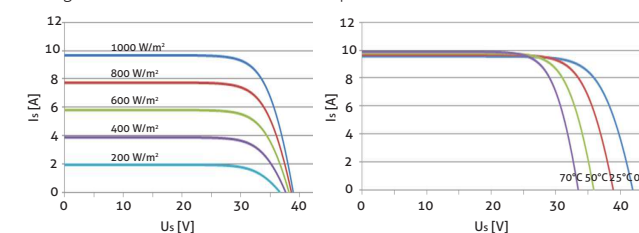
Measurement tolerance in reference to P_{max} ±5%;

Reduction of module efficiency when irradiance is reduced from 1000 W/m² to 200 W/m² (at 25 °C): 4 ± 2 % (relative) / -0,6 ± 0,3 % (absolute).

Reverse-current power rating I_R: 20 A, operating modules with an external power source is only permissible if using a phase fuse with a tripping current of ≤ 20 A.

CHARACTERISTIC LINES (Performance Class 280 Wp)

Voltage characteristic line at different temperatures and irradiances



ELECTRICAL DATA (NOCT)

NOCT: Normal Operation Cell Temperature: Irradiation intensity 800 W/m², AM 1,5 | Temperature 20 °C, Wind speed 1m/s, open circuit operation

	198 W	202 W	206 W	209 W
Nominal power P _N	198 W	202 W	206 W	209 W
Nominal voltage U _{MPP}	28,7 V	28,8 V	28,9 V	29,0 V
Open circuit voltage U _{OC}	36,1 V	36,3 V	36,5 V	36,7 V
Short circuit current I _{SC}	7,63 A	7,72 A	7,82 A	7,92 A

THERMAL FEATURES

Operating temperature range	-40 ... +85 °C
Ambient temperature range	-40 ... +45 °C
Temperature coefficient P _N	-0,41 %/K
Temperature coefficient U _{OC}	-0,31 %/K
Temperature coefficient I _{SC}	0,05 %/K
NOCT	45 °C