

# Q.PEAK-G4.1 290-305

## Q.ANTUM SOLAR MODULE

The new high-performance module **Q.PEAK-G4.1** is the ideal solution for residential buildings thanks to its innovative cell technology **Q.ANTUM**. The world-record cell design was developed to achieve the best performance under real conditions – even with low radiation intensity and on clear, hot summer days.



### Q.ANTUM TECHNOLOGY: LOW LEVELIZED COST OF ELECTRICITY

Higher yield per surface area and lower BOS costs and higher power classes and an efficiency rate of up to 18.6%.



### INNOVATIVE ALL-WEATHER TECHNOLOGY

Optimal yields, whatever the weather with excellent low-light and temperature behaviour.



### ENDURING HIGH PERFORMANCE

Long-term yield security with Anti LID Technology, Anti PID Technology<sup>1</sup>, Hot-Spot Protect and Traceable Quality Tra.Q™.



### EXTREME WEATHER RATING

High-tech aluminium alloy frame, certified for high snow (5400 Pa) and wind loads (4000 Pa).



### MAXIMUM COST REDUCTIONS

Up to 10% lower logistics costs due to higher module capacity per box.



### A RELIABLE INVESTMENT

Inclusive 12-year product warranty and 25-year linear performance warranty<sup>2</sup>.



www.VDEinfo.com  
ID: 40032587

### THE IDEAL SOLUTION FOR:



Rooftop arrays on residential buildings

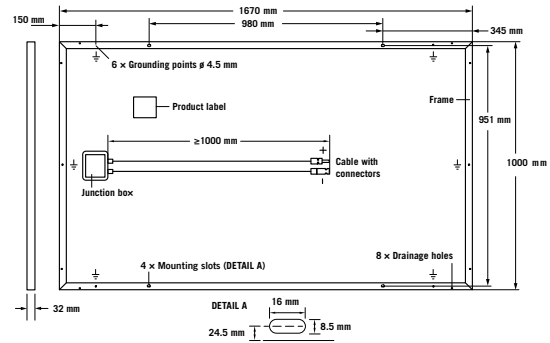
Engineered in **Germany**

<sup>1</sup> APT test conditions: Cells at -1500V against grounded, with conductive metal foil covered module surface, 25 °C, 168h

<sup>2</sup> See data sheet on rear for further information.

## MECHANICAL SPECIFICATION

<b>Format</b>	1670 mm × 1000 mm × 32 mm (including frame)
<b>Weight</b>	18.8 kg
<b>Front Cover</b>	3.2 mm thermally pre-stressed glass with anti-reflection technology
<b>Back Cover</b>	Composite film
<b>Frame</b>	Black anodised aluminium
<b>Cell</b>	6 × 10 monocrystalline Q.ANTUM solar cells
<b>Junction box</b>	66-77 mm × 115-90 mm × 15-19 mm Protection class IP67, with bypass diodes
<b>Cable</b>	4 mm <sup>2</sup> Solar cable; (+) 1000 mm, (-) 1000 mm
<b>Connector</b>	Multi-Contact, MC4, IP65 and IP68

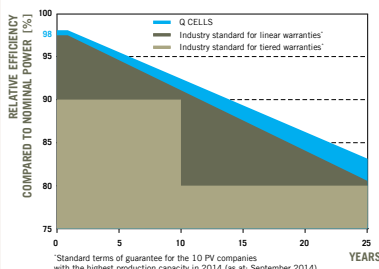


## ELECTRICAL CHARACTERISTICS

POWER CLASS			290	295	300	305
<b>MINIMUM PERFORMANCE AT STANDARD TEST CONDITIONS, STC<sup>1</sup> (POWER TOLERANCE +5W / -0W)</b>						
Minimum	<b>Power at MPP<sup>2</sup></b>	<b>P<sub>MPP</sub></b> [W]	290	295	300	305
	<b>Short Circuit Current*</b>	<b>I<sub>SC</sub></b> [A]	9.63	9.70	9.77	9.84
	<b>Open Circuit Voltage*</b>	<b>V<sub>OC</sub></b> [V]	39.19	39.48	39.76	40.05
	<b>Current at MPP*</b>	<b>I<sub>MPP</sub></b> [A]	9.07	9.17	9.26	9.35
	<b>Voltage at MPP*</b>	<b>V<sub>MPP</sub></b> [V]	31.96	32.19	32.41	32.62
	<b>Efficiency<sup>2</sup></b>	<b>η</b> [%]	≥ 17.4	≥ 17.7	≥ 18.0	≥ 18.3
<b>MINIMUM PERFORMANCE AT NORMAL OPERATING CONDITIONS, NOC<sup>3</sup></b>						
Minimum	<b>Power at MPP<sup>2</sup></b>	<b>P<sub>MPP</sub></b> [W]	214.6	218.3	222.0	225.7
	<b>Short Circuit Current*</b>	<b>I<sub>SC</sub></b> [A]	7.77	7.82	7.88	7.94
	<b>Open Circuit Voltage*</b>	<b>V<sub>OC</sub></b> [V]	36.65	36.92	37.19	37.46
	<b>Current at MPP*</b>	<b>I<sub>MPP</sub></b> [A]	7.12	7.20	7.27	7.35
	<b>Voltage at MPP*</b>	<b>V<sub>MPP</sub></b> [V]	30.14	30.33	30.52	30.70

<sup>1</sup>1000 W/m<sup>2</sup>, 25 °C, spectrum AM 1.5G    <sup>2</sup>Measurement tolerances STC ± 3%; NOC ± 5%    <sup>3</sup>800 W/m<sup>2</sup>, NOCT, spectrum AM 1.5G    \* typical values, actual values may differ

## Q CELLS PERFORMANCE WARRANTY

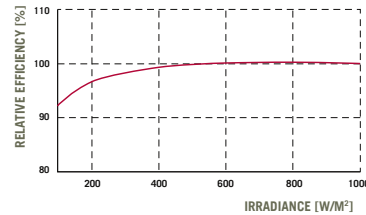


At least 98% of nominal power during first year. Thereafter max. 0.6% degradation per year.  
At least 92.6% of nominal power up to 10 years.  
At least 83.6% of nominal power up to 25 years.

All data within measurement tolerances. Full warranties in accordance with the warranty terms of the Q CELLS sales organisation of your respective country.

<sup>1</sup>Standard terms of guarantee for the 10 PV companies with the highest production capacity in 2014 (as at: September 2014)

## PERFORMANCE AT LOW IRRADIANCE



Typical module performance under low irradiance conditions in comparison to STC conditions (25 °C, 1000 W/m<sup>2</sup>).

## TEMPERATURE COEFFICIENTS

<b>Temperature Coefficient of I<sub>SC</sub></b>	<b>α</b> [%/K]	+0.04	<b>Temperature Coefficient of V<sub>OC</sub></b>	<b>β</b> [%/K]	-0.28
<b>Temperature Coefficient of P<sub>MPP</sub></b>	<b>γ</b> [%/K]	-0.39	<b>Normal Operating Cell Temperature</b>	<b>NOCT</b> [°C]	45

## PROPERTIES FOR SYSTEM DESIGN

<b>Maximum System Voltage</b>	<b>V<sub>SYS</sub></b> [V]	1000	<b>Safety Class</b>	II
<b>Maximum Reverse Current</b>	<b>I<sub>r</sub></b> [A]	20	<b>Fire Rating</b>	C
<b>Wind/Snow Load</b> (Test-load in accordance with IEC 61215)	[Pa]	4000/5400	<b>Permitted Module Temperature</b> <b>On Continuous Duty</b>	-40 °C up to +85 °C

## QUALIFICATIONS AND CERTIFICATES

VDE Quality Tested, IEC 61215 (Ed. 2); IEC 61730 (Ed. 1), Application class A  
This data sheet complies with DIN EN 50380.



## PARTNER

**NOTE:** Installation instructions must be followed. See the installation and operating manual or contact our technical service department for further information on approved installation and use of this product.

Hanwha Q CELLS GmbH  
Sonnenallee 17-21, 06766 Bitterfeld-Wolfen, Germany | TEL +49 (0)3494 66 99-23444 | FAX +49 (0)3494 66 99-23000 | EMAIL sales@q-cells.com | WEB www.q-cells.com

Engineered in Germany

**Q CELLS**